



## Specification Approval Sheet

**Name:** Li-ion Battery

**Model:** 30049

**SPEC:** Li-18650-3.7V 2600(2500)-PCM-Cap

**File Number:** 8117018065157

**Project:** /

Approved By	Checkup	Make
Yonghui Zhong	/	Xianfeng Wu
2017-3-10	/	2017-3-10

Customer Confirmation	Signature	Date
	Company Name :	
	Stamp :	

Please sign back specification before bulk order

**436 Kato Terrace, Fremont, CA 94539 U.S.A.**

**Tel: 510.687.0388 Fax: 510.687.0328**

[www.Tenergy.com](http://www.Tenergy.com)



### Amendment Records

Revision	Description	Issued Date	Approved By
A/0	New release	2017-3-10	Xianfeng Wu



## 1 Scope

This document describes the performance characteristics and testing methods for Li-ion battery produced by Tenergy Corporation.

## 2 Product type and model number

### 2.1 Product type

Li-ion Battery

## 3 Rated performance

**Form 1: Battery rated performance**

No	Item	Rated performance	Remark
1	Rated capacity	Nominal 2600mAh Min 2500mAh-5%	Standard discharge after standard charge
2	Nominal voltage	3.7V	Mean operation voltage during standard discharge after standard charge
3	Voltage at end of discharge	2.75V	Discharge cut-off voltage
4	Charging voltage	4.2V	
5	Impedance	≤48mΩ	
6	Standard charge	Constant current 0.2 C <sub>5</sub> A Constant voltage 4.2V Cut-off current ≤0.02C <sub>5</sub> A	
7	Standard discharge	Constant current 0.2 C <sub>5</sub> A End voltage 2.75V	
8	Fast charge	Constant current 0.5 C <sub>5</sub> A Constant voltage 4.2V Cut-off current ≤0.02C <sub>5</sub> A	
9	Fast discharge	Constant current 0.5 C <sub>5</sub> A End voltage 2.75V	
10	Maximum continuous discharge current	≤3.5A	
11	Operation temperature range	Charge: 0~40°C	60±25% R.H
		Discharge: -20~60°C	
12	Cycle life	>300cycles	Charging/discharging in the below condition: Charge: standard charge Discharge: 0.2 C <sub>5</sub> A to 2.75V Rest time between charge/discharge:30min Until the discharge capacity <60% of NC
13	Storage temperature	≤1 month: -20 ~ 45°C	60±25% R.H, Best 10~25°C for long-time storage
		≤3 months: -20 ~ 40°C	
		≤1 year: -20 ~30°C	
14	Weight	Approx: ≈55g	
15	Dimension(mm)	Thickness*Width*Height(Max)	Φ 19*69.6mm
16	output wire length (mm)	Excluding the connector	/



#### 4 Electrical performances

##### Form 2: Battery electrical performances

No	Items	Test procedure	Requirements
1	Nominal voltage	The average value of the working voltage during the whole discharge process.	3.7V
2	Discharge performance	The discharge capacity of the battery, measured with 0.2 C <sub>5</sub> A down to 2.75V within 1 hour after a standard charge at 25±5 °C	Discharge ≥Minimum capacity
3	Capacity retention	After 28 days storage at 25±5 °C, after having been standard charged and discharged at 0.2 C <sub>5</sub> A to 2.75V (the residual capacity is above 85% of nominal capacity)	Discharge time≥4.25h
4	Cycle life	Charging/discharging in the below condition: Charge: standard charge at 25±5 °C Discharge: 0.2C <sub>5</sub> A to 2.75V Rest time between charge/discharge:30min Until the discharge capacity <60% of NC	>300cycles
5	Storage	(Within 3 months after manufactured) The battery is charged with 0.2C <sub>5</sub> A to 40-50% capacity and stored at ambient temperature 25±5 °C, 65±20%RH for 12 months. After the 12 months storage period the cell is fully charged and discharged to 2.75V with 0.2 C <sub>5</sub> A	Discharge time≥4h

#### 5 Standard test conditions

Test should be conducted with new batteries within one week after shipment from our factory and the batteries shall not be cycled more than five times before the test. Unless otherwise defined, test and measurement shall be done under temperature of 20±5°C and relative humidity of 45~85%. If it is judged that the test results are not affected by such conditions, the tests may be conducted at temperature 15~30°C and humidity 25~85%RH.

#### 6 Cautions in use

To ensure proper use of the battery please read the manual carefully before using it.

##### 6.1 Handling

Do not expose to, dispose of the battery in fire.

Do not put the battery in a charger or equipment with wrong terminals connected.

Avoid shorting the battery.

Avoid excessive physical shock or vibration.

Do not disassemble or deform the battery.

Do not immerse in water.

Do not use the battery mixed with other different make, type, or model batteries.

Keep out of the reach of children.

##### 6.2 Charge and discharge

Battery must be charged in appropriate charger only.

Never use a modified or damaged charger.

Do not leave battery in charge over 24 hours.



### **6.3 Storage**

Store the battery in a cool, dry and well-ventilated area.

### **6.4 Disposal**

Regulations vary for different countries, Dispose of in accordance with local regulations.

## **7 Battery operation instruction**

### **7.1 Charging**

Charging current: Cannot surpass the biggest charging current which in this specification book stipulated.

Charging voltage: Does not have to surpass the highest amount which in this specification book stipulated to decide the voltage.

Charging temperature: The battery must charge in the ambient temperature scope which this specification book stipulated. Use the constant electric current and constant voltage to charge. Do not reverse charge. When the positive electrode and the cathode meet together, damage can be made for the battery.

### **7.2 Discharging current**

The discharging current does not have to surpass this specification book stipulation the biggest discharging current, the oversized electric current electric discharge can cause the battery capacity play to reduce and to cause the battery heat.

### **7.3 Electric discharge temperature**

The battery discharge must carry on in the ambient temperature scope which this specification book stipulated.

### **7.4 Over-discharges**

Short time of excessively discharge will not affect the usage. But the long time excess discharge can damage the battery performance and cause the function losing. When the battery is not used for a long time, because of its automatic flashover characteristic, it may excessively discharges. To prevent excessively discharge occur, the battery should maintain certain electric quantity.

### **7.5 Storing the batteries**

The battery should store in the product specification book stipulation temperature range. If has surpasses above for six months the long time storage, suggested you should carry on additional charge to the battery.

## **8 Other the chemical reaction**

Because batteries utilize a chemical reaction, battery performance will deteriorate over time even if stored for a long period of time without being used. In addition, if the various usage conditions such as charge, discharge, ambient temperature, etc. are not maintained within the specified ranges the life expectancy of the battery may be shortened or the device in which the battery is used may be damaged by electrolyte leakage. If the batteries cannot maintain a charge for long periods of time, even when they are charged correctly, this may indicate it is time to change the battery.

## **9 Note**

Any other items which are not covered in this specification shall be agreed by both parties.

## 10 PCM performance

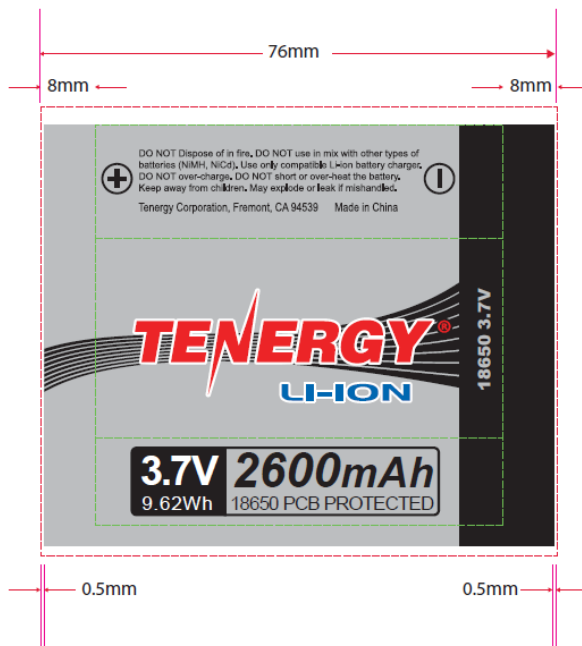
### 10.1 Electrical characteristics

**Form 3: PCB electrical characteristics**

Item	Content	Criterion
Over charge Protection	Over charge detection voltage	4.275±0.025V
	Detection delay time	1.2±0.3S
	Over charge release voltage	4.075±0.025V
Over discharge protection	Over discharge detection voltage	2.500±0.05V
	Detection delay time	144±29mS
	Over discharge release voltage	2.900±0.05V
	Rated operational current	≤3.5A
Over current protection	Over current detection current	6.5±1.5A
	Release condition	Cut load
	Detection delay time	9±2mS
Short protection	Detection condition	Exterior short circuit
	Release condition	Cut short circuit
Interior resistance	Main loop electrify resistance	≤35mΩ
Current consumption	Current consume in normal operation	≤7μA
NTC	NTC: /	/
PCB Dimension(L*W*H)mm	PCM-R3.7V 3.5/6.5A-NS-Φ16.4*2.5- (2)	

## 11 Label

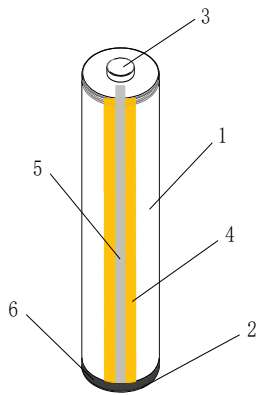
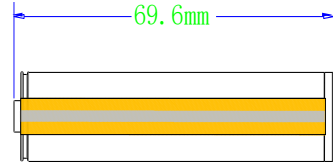
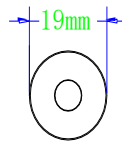
/





**12 Battery pack drawings**

**Drawing 1: Battery pack drawings**



6	Plastic shell	Φ 18*2.4-ABS-B-(NO: 15002)	Gross Weight:2.2g	1		
5	Nickel	Ni-E3*0.10 3*17(1pcs) 3*74(1pcs)		1		
4	GUP	GUP-G33mm*8 8*70 8*20		1		
3	Cap	MEP-Cap-Φ 10.5*1.8*Φ 6*0.3		1		
2	PCM	PCM-R3.7V 3.5/6.5A-NS-1 Φ6.4*2.5-(2)		1	51010103A5020	
1	Cell	Li-18650-3.6V 2600(2500)mAh		1	LS18650SK	
No	Material	Description		Qty	Remark	
Item	Signature	Date	Remark	Tenergy Corporation		
Drw	Wu	2017-3-10		Li-18650-3.6V 2600(2500)-PCM-Cap		
Chk		Page	1 Model			
App		Edition	A/0 Code	8117018065157	Unit mm	
Dimension :(Thickness*Width*Height)-Max(mm)				Φ 19*69.6mm	L1	/; 3mm