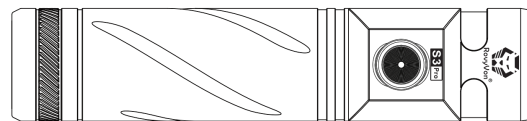


## S3 Pro EDC Flashlight User Manual

### Features

1. High VLT optic Lens from LEDiL®
2. 5000mAh 21700 Li-ion battery, compatible with 18650 battery
3. USB-C quick charge in 140 minutes
4. 1/4" tripod hole on the rotatable and detachable pocket clip
5. Tail stand with magnet integrated
6. IPX8 waterproof



Size: 119mm / 4.69" (Length) \* 28.9mm / 1.14" (Diameter)

Weight (S3): 150g / 5.29oz (Battery and Pocket Clip included)

What's in the box: S3 Pro x1, Type-C cable x1, Manual x1, Pocket clip x1 (Installed), USB cover x1, O-ring x2

### Operation

1. Check remaining battery: click at any status when it's unlocked.
2. Lock/Unlock: from off, rapid 4 clicks  
\*When locked, the red indicator will flash 3 seconds, while unlock, the green indicator will flash 2 seconds

#### A. Cool white x3 & B. Warm white x3

1. Moonlight: click from off, and click again to turn off
2. Momentary on: press and hold from off, release to turn off
3. Constant on: rapid double click from any status, turn on from the memorized mode, click to cycle through low-med-high-turbo (mode memory)
4. Emergency mode: rapid triple click from any status, turn on the strobe mode, click to cycle through strobe-SOS (no memory)
5. Turn off: press 0.3s  
\*Turn-off will memorize the last-used mode.

#### C. Warm white + Red + Blue

1. Moonlight: click from off, and click to cycle through the light source white-red-blue (light source memory)
2. Warm white on: long press 0.3s from off, turn on from the memorized mode, click to cycle through low-med-high (mode memory)
3. Red / Blue: rapid double click from off, turn on the red;
  - a. Click to cycle through red-flash
  - b. Double click switched to the blue, click to cycle through blue-flash; double click goes back to the red.
4. Red/Blue flash: rapid triple click from any status
5. Turn off: long press 0.3s  
\*Turn-off will memorize the last-used mode or light source.

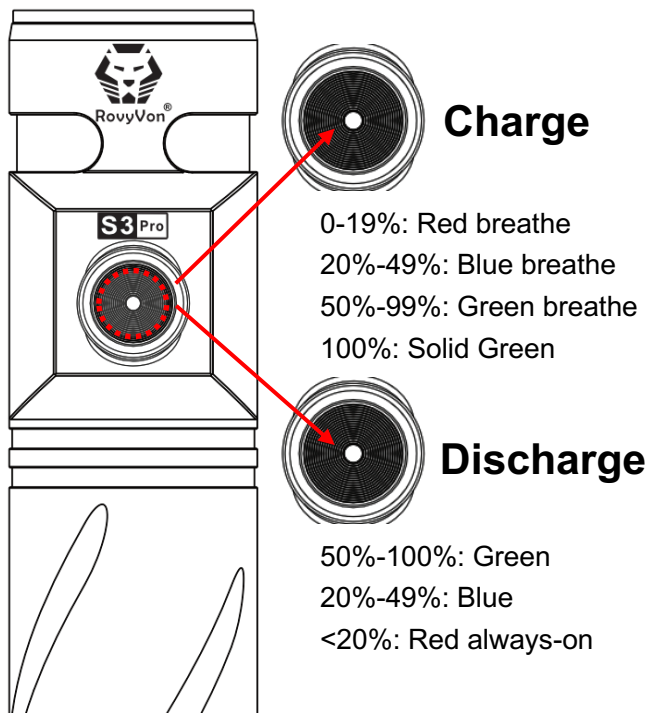
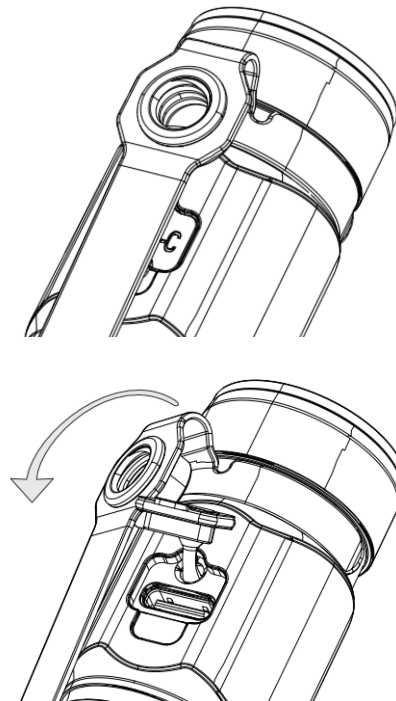
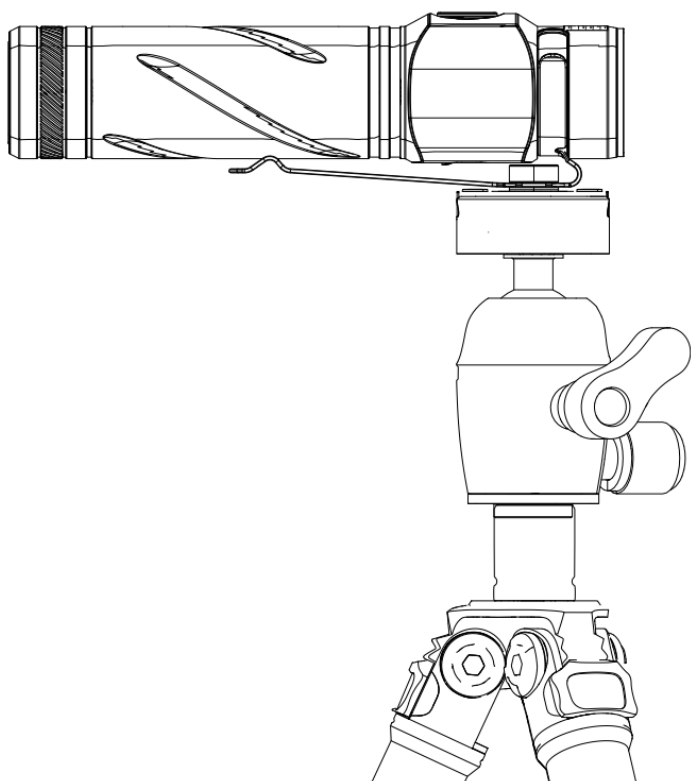
### Battery & Charge

\*Before the first use, please unscrew the tail cap and remove the insulation sheet.

\*\*If the battery is lower than 2.8V, the flashlight will turn off automatically, and the moonlight mode can be used only.

- 1) Battery: 21700 Li-ion 5000mAh (Included) or 18650 li-ion battery (not included)
- 2) Charge: USB-C, 5V-3A
- 3) Charge time: 140 minutes
- 4) Indicator: Green, Blue, and Red, 3-in-1



**Battery Indicator Instruction**

**Rotate the clip to charge**

**Integrated 1/4" tripod**

**Strong magnetic tail**
