



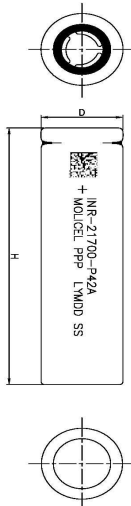
LITHIUM-ION RECHARGEABLE BATTERY

PRODUCT DATA SHEET
MODEL INR-21700-P42A

CELL CHARACTERISTICS

Capacity	Typical	4200 mAh 15.5 Wh
	Minimum	4000 mAh 14.7 Wh
Cell Voltage	Nominal	3.6 V
	Charge	4.2 V
	Discharge	2.5 V
Charge Current	Standard	4.2 A
Charge Time	Standard	1.5 hr
Discharge Current	Continuous	45 A
Typical Impedance	AC (1 KHz)	10 mΩ
	DC (10A/1s)	16 mΩ
Temperature	Charge	0°C to 45°C
	Discharge	-40°C to 60°C
Energy Density	Volumetric	615 Wh/l
	Gravimetric	230 Wh/kg

PHYSICAL CHARACTERISTICS

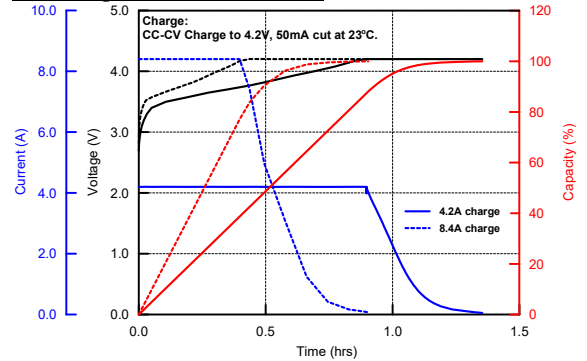


Shape	Cylindrical
Can	Steel
Diameter	21.7 mm (Max)
Height	70.2 mm (Max)
Weight	70 g (Max)

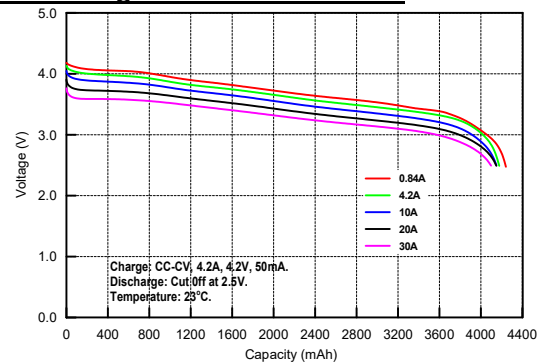
The information contained herein is for reference only and does not imply a performance guarantee or a product warranty. Specifications and characteristics are subject to change without prior notice.

For application specific information, please contact E-One Moli Energy Sales and Applications or the nearest MOLICEL® recognized agent.

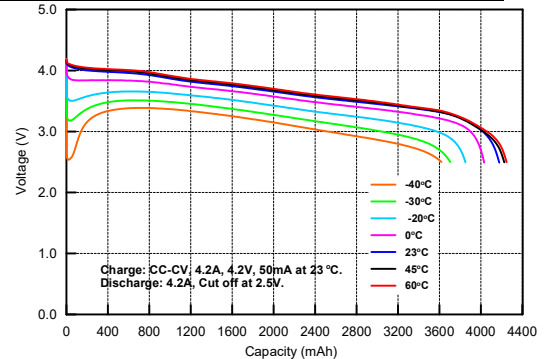
Charge Characteristics



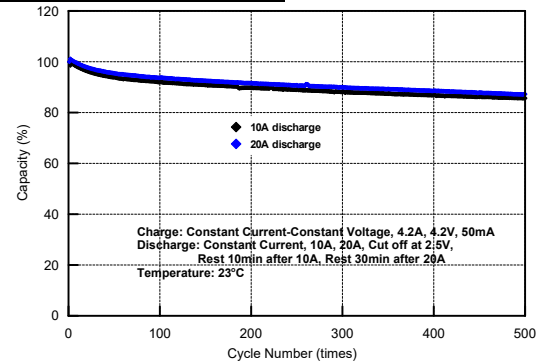
Discharge Rate Characteristics



Discharge Temperature Characteristics



Cycle Characteristics



Distributed by:

StorTronics
24581 Crestview Court | Farmington Hills, MI 48335
(800) 650-8810 | (248) 912-1200 | Sales@StorTronics.com