



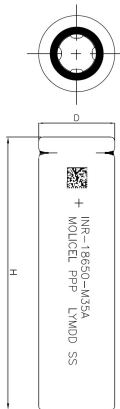
LITHIUM-ION RECHARGEABLE BATTERY

PRODUCT DATA SHEET
MODEL INR-18650-M35A

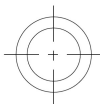
CELL CHARACTERISTICS

Capacity	Typical	3500 mAh 12.5 Wh
	Minimum	3350 mAh 11.9 Wh
Cell Voltage	Nominal	3.6 V
	Charge	4.2 V
	Discharge	2.5 V
Continuous Charge Current	Standard	1.7 A
	Maximum	1.7 A
Charge Time	Standard	2.5 hr
Continuous Discharge Current	Maximum	10 A
Ambient Temperature	Charge	0°C to 60°C
	Discharge	-40°C to 60°C
Energy Density	Volumetric	700 Wh/l
	Gravimetric	250 Wh/kg

PHYSICAL CHARACTERISTICS



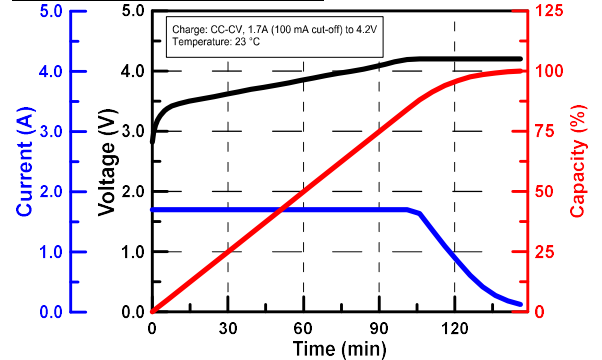
Shape	Cylindrical
Can	Steel
Diameter	18.6 mm (Max)
Height	65.2 mm (Max)
Weight	48 g (Max)



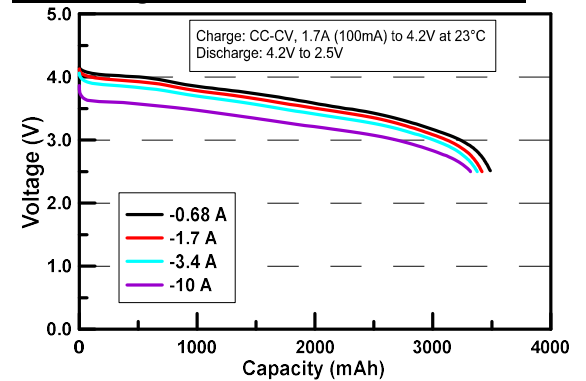
The information contained herein is for reference only and does not imply a performance guarantee or a product warranty. Specifications and characteristics are subject to change without prior notice.

For application specific information, please contact E-One Moli Energy Sales and Applications or the nearest MOLICEL® recognized agent.

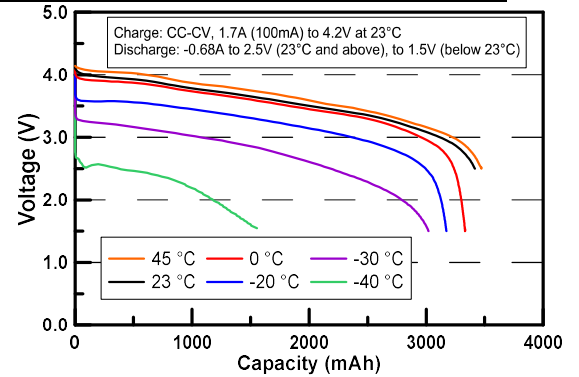
Charge Characteristics



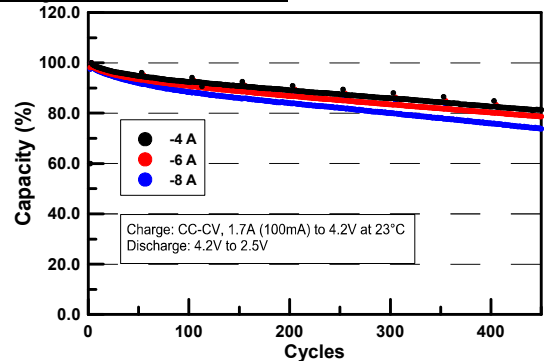
Discharge Rate Characteristics at 23 °C



Discharge Temperature Characteristics



Cycle Characteristics



Distributed by:

StorTronics
 24581 Crestview Court | Farmington Hills, MI 48335
 (800) 650-8810 | (248) 912-1200 | Sales@StorTronics.com