

K2A智能双槽充电器

移动电源、充电器、电池盒，三合一

感谢阁下惠顾本公司产品，使用前敬请详细阅读说明书

(CHS)中文

产品参数

产品型号	K2A
尺寸	132mm×58mm×28mm
输入	5V/2A, 9V/2A, 12V/1.5A (QC3.0/PD3.0)
充电电流	2A*2/2A*1/1A*2
输出	Type-C, USB-A:5V/2A, 9V/2A, 12V/1.5A (QC3.0/PD3.0)
适用电池	3.6V/3.7V锂电池 (最长70-78MM) 18650尖头(带保护板)、20700、21700
运行温度	0-65°C
重量	40g (不含电池、电源线)

充电时：双电池启动快充（9V2A,12V1.5A），单电池充电（Max:5V2A），2个电池电压不平衡，不开快充，只启动5V充电，百分比显示较低电池的电量值。

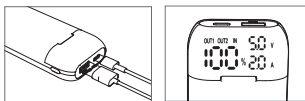
放电时：支持双口输出；双电池最大可以9V2A，12V1.5A输出；双电池电压不平衡或者单电池，只有5V输出。百分比显示较高电池电量值；30秒灭屏提示。低功耗，低静态电流，适合长时间电池装在盒子里。智能充电管理技术安全可靠，有效防止反接、短路、过充、过流对电池的损坏。

装箱清单

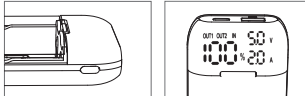
部件名称	充电器	布袋	充电线	C-L转接头	固定圈	说明书
数量	1	1	2	1	4	1

操作说明

• 接上电源，充电器显示充电电压，电流，百分比%。



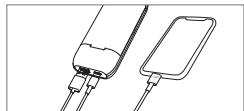
• 单击按键，查看通道b1、b2的电压和充电电流。IN表示充电。OUT1表示左通道输出放电。OUT2表示右通道输出放电。



• 不充电时，单击按键查询电量百分比%（为其中最高电池电压值）
• 充电时，显示输入电压，输入电流，百分比%（为最低电压值）



• 支持C-C充电，Type-C接口，USB-A、USB-C，支持边充电边输出。



注意事项

1. 请定时清洁通道中正极、负极接触点以防止接触不良。
2. 请在干燥的环境下使用本充电器。
3. 充电器充电时可能会发热，属正常现象。
4. 请检查电池是否有破皮，如有破皮，请不要给电池充电，并及时联系售后更换电池皮，以免发生危险！
5. 此产品检测数据仅供参考，实际情况参照专业仪器。
6. 未成年人在成年人监护下使用本产品。
7. 注意充电电池的推荐充电电流，不要超过推荐电流充电。
8. 在给电池充电前，请认真参考说明书，务必检查电池的充电参数是否与本充电器的参数匹配，否则有可能发生危险！

保修期

自销售之日起，在正常使用的情况下，凡在购买之日起15天内遇到质量问题，请保存好包装并联系卖家或经销商更换。正常使用情况下，购买之日起12个月内遇到质量问题，可享受免费维修服务，需要更换重要部件则需收取成本费用。

本保修规则不适用于以下情况

- a. 人为破坏，拆解，改装本产品。
- b. 错误操作导致产品损坏。
- c. 电池漏液导致产品损坏。

扫码关注凯瑞兹微信公众号或登录凯瑞兹官网，可获取最新的资讯

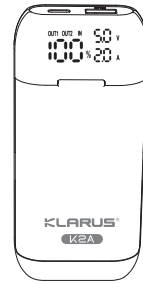


深圳市凯瑞兹电子科技有限公司

地址：中国广东
邮编：518000 电话：400-631-0169
邮箱：service@klaruslight.com
网站：www.klaruslight.cn



Made in China



K2A Intelligent Dual-Batteries Charger

3-In-1 Charger, PowerBank, Battery Case

Thank you for purchasing Klarus products. Please read the manual thoroughly before use

(EN)English

Model	K2A
Dimension	5.2in × 2.28in × 1.1in
Input	5V/2A, 9V/2A, 12V/1.5A(QC3.0/PD3.0)
Charging Current	2A*2/2A*1/1A*2
Output	Type-C, USB-A 5V/2A, 9V/2A, 12V/1.5A (QC3.0/PD3.0)
Compatible Battery	3.6V/3.7V Lithium battery (max length 70-78 mm); 18650 (with protective panels), 20700, 21700
Operation Temp	0-65°C
Weight	40g (w/o battery & cable)

Charging:Insert 2 batteries to activate QC (9V/12A, 12V/1.5A), single battery charges at (Max 5V/2A). QC is not activated if the batteries voltages are not balanced, charging is limited to 5V. The % displayed is that of the battery with current lower charge.

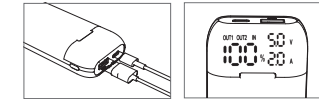
Discharging:Dual output supported. 2 batteries can discharge at 9V/2A or 12V/1.5A. 5V is the max output when there is only 1 battery or if the 2 batteries voltages are not the same.The % displayed is that of the higher charged battery. Screen 30 seconds auto-off; low self-discharge; low current; ideal for long-term storage. Dependable Intelligent Battery Management technology effectively prevents reverse polarity, short circuit, overcharge and over-current damage to the batteries.

Detailed list

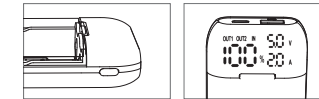
Item	Charger	Pouch	Cable	C-L Converter	Fixing Ring	Manual
QTY	1	1	2	1	4	1

Operations:

• Connect to power source, charger will display voltage, current, and %



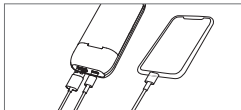
• Single click will display channel b1, b2's voltage and current. IN indicates charging, OUT1 indicates left channel discharge, OUT2 indicates right channel discharge



• When NOT recharging, single click will display the % of capacity of the highest battery
• When RECHARGING, single click will display the input voltage, current, and % of capacity of the lowest battery value.



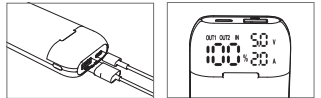
• Supported: C-C charging, Type-C connector, USB-A, USB-C, Simultaneously Charging/Discharging



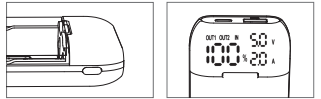
(DE)Deutsch

Betrieb:

• An die Stromquelle anschließen, das Ladegerät zeigt Spannung, Strom und % an

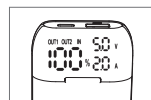


• Ein Klick zeigt die Spannung und den Strom von Kanal b1, b2 an. IN zeigt das Laden an, OUT1 zeigt das Entladen des linken Kanals an, OUT2 zeigt das Entladen des rechten Kanals an

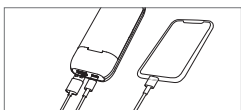


• Wenn NICHT aufgeladen wird, zeigt ein einfacher Klick den Prozentsatz der Kapazität der höchsten Batterie an

• Beim AUFLADEN zeigt ein einfacher Klick die Eingangsspannung, den Strom und den Prozentsatz der Kapazität des niedrigsten Batteriewerts an.



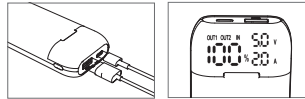
• Unterstützt: C-C-Laden, Typ-C-Anschluss, USB-A, USB-C, gleichzeitiges Laden/Entladen



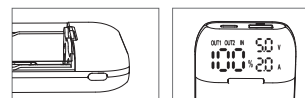
(T)Italiano

Operazioni:

• Collegare alla fonte di alimentazione, il caricatore visualizzerà tensione, corrente e %

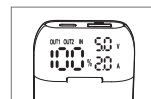


• Un singolo clic visualizzerà il canale b1, la tensione e la corrente di b2. IN indica la carica, OUT1 indica la scarica del canale sinistro, OUT2 indica la scarica del canale destro

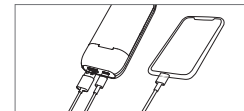


• Quando NON si ricarica, un solo clic visualizzerà la % di capacità della batteria più alta

• Durante la RICARICA, un singolo clic visualizzerà la tensione di ingresso, la corrente e la % di capacità del valore più basso della batteria.



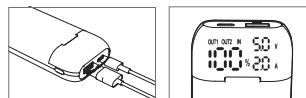
• Supportato: ricarica CC, connettore di tipo C, USB-A, USB-C, ricarica/scarica simultanea



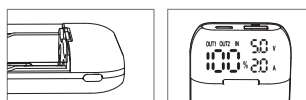
(FR)Francais

Opérations:

• Connectez-vous à la source d'alimentation, le chargeur affichera la tension, le courant et le %



• Un simple clic affichera la tension et le courant du canal b1, b2. IN indique la charge, OUT1 indique la décharge du canal gauche, OUT2 indique la décharge du canal droit

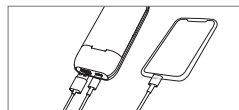


• Lorsque vous ne rechargez PAS, un simple clic affichera le % de capacité de la batterie la plus élevée

• Lors de la RECHARGE, un simple clic affichera la tension d'entrée, le courant et le % de capacité de la valeur de batterie la plus basse.



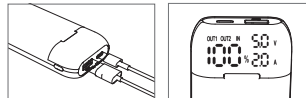
• Pris en charge : charge C-C, connecteur de type C, USB-A, USB-C, charge/décharge simultanée



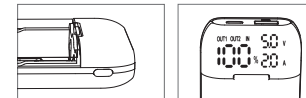
(ES)Español

Operaciones:

• Conéctese a la fuente de alimentación, el cargador mostrará el voltaje, la corriente y el %



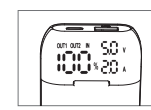
• Un solo clic mostrará el voltaje y la corriente del canal b1, b2. IN indica carga, OUT1 indica descarga del canal izquierdo, OUT2 indica descarga del canal derecho



• Cuando NO se esté recargando, un solo clic mostrará el % de capacidad de la batería más alta

• Al RECARGAR, un solo clic mostrará el voltaje de entrada, la corriente y el % de capacidad del valor más bajo de la batería.

• Compatible: carga C-C, conector tipo C, USB-A, USB-C, carga/descarga simultánea



Warning:

1. Always keep the channel and the terminals clean to prevent connection issues.
2. Always use the charger in a dry and clean place.
3. The Charger may increase in temperature during use, this is normal behavior.
4. Please do not use damaged batteries. Use of damaged batteries may cause fire or other dangers!
5. The above data are laboratory test results. Actual usage may differ.
6. Only use the charger under adult supervision.
7. Do not exceed the recommended charging voltage.
8. Read the manual thoroughly before use, ensure the battery is compatible with the charger!

Warranty:

If any quality issues occur within 15 days of the original purchase date, please contact your dealer for an exchange. Within 12 months of the original sales date, warranty repairs are free for any quality related issues. There may be a service charge if components require replacement.

Warranty may not apply if the following occurs:

- a. Unauthorized dis-assembly of the product
- b. Incorrect use
- c. Battery leaks



Website



Facebook

KLARUS LIGHTING TECHNOLOGY CO., LIMITED
Address: 8/F, E Building, Longjing Industrial Park, Bantian Subdistrict, Longgang District, Shenzhen City, 518000, China.
Phone: +86-755-27700110
Customer Service: service@klaruslight.com
Website: www.klaruslight.com



Made in China