







Fenix E-LITE Flashlight

Technical Parameters

ANSI/PLATO FL1	High	Med	Low	Red	Red Flash	Blue	Blue Flash
 Output	150 lumens	45 lumens	5 lumens	3 lumens	3 lumens	3 lumens	3 lumens
 Runtime	1 hour 40 minutes *	4 hours 20 minutes	20 hours	8 hours	22 hours	8 hours	22 hours
 Distance	40meters	22meters	9meters	7meters	7meters	7meters	7meters
 Intensity	410 candela	121 candela	20 candela	/	/	/	/
 Impact Resistance	1 meter						
 Water Resistant	IP66						

Note: According to the ANSI/PLATO FL1 standard, the above specifications are from the results produced by Fenix through its laboratory testing using the built-in 275mAh Li-polymer battery, under the temperature of 21±3°C and humidity of 50% - 80%. The true performance of this product may vary according to different working environments.

* The High output is measured in total of runtime including output at reduced levels due to temperature or protection mechanism in the design.

Product Features

- 150 lumens maximum lumens; 40 meters maximum beam distance.
- MATCH CA18 white light LED and Everlight 2835 red and blue lights LED, with a lifespan of 50,000 hours.
- Built-in 275 mAh Li-polymer battery.
- Multipurpose EDC and signal light for a variety of situations.
- Mini size and ultralight weight.
- Red and blue signal and warning lights.
- Electronic lockout function avoids accidental activation.
- Size: 2.05" x 0.91" x 0.79" / 52 x 23 x 20 mm
- Weight: 0.63 oz / 18 g.

Operating Instruction

On/off

Press and hold the switch for 0.5 seconds to turn on/off the light.

Red / Blue lights

With the light turned on, press and hold the switch for 1.2 seconds to enter red/ blue lights.

Output Selection

White light: single click the switch to cycle through Low→Med→High.

Red/Blue lights: single click the switch to cycle through Red→Red Flash→Blue→Blue Flash.

Lock/Unlock

Lock

With the light unlocked and switched off, double click the switch to lock the light, the light will blink

twice on Low to indicate locked status.

Unlock

With the light locked, double click the switch the light will be unlocked and activated on Low.

*In locked status, clicking or pressing the switch will activate 2 one-second blinks on Low to indicate locked status.

Charging

1. First switch off the light and plug the USB A socket of the charging cable into an electrical outlet, then connect the USB Type-C socket of the charging cable to the light.

2.The indicator will display red while charging, and will turn to green when fully charged.

3. Be sure to close the anti-dust cover once charging is completed.

Note:

1.The normal charging time is approximately 1 hour and 30 minutes from depletion to full charging.

2.Recharge a stored light every four months to maintain optimum performance of the battery.

Battery Level Indication

With the light switched off, single click the switch to check the battery status, which will last for 3 seconds.

Green light on: saturated 100% - 80%

Green light flashes: sufficient 80% - 50%

Red light on: poor 50% - 20%

Red light flashes: critical 20% - 0%

Intelligent Overheat Protection

The light will accumulate a lot of heat when used on High mode for extended periods. When the light reaches a temperature of 60°C or above, the light will automatically step down a few lumens to reduce the temperature. When the temperature drops below 60°C, it will then allow the user for the reselection of High mode.

Low-voltage Warning

When the voltage level drops below the preset level, the flashlight is programmed to downshift to a lower brightness level until Low output is reached. When this happens in Low output, the indicator blinks red to remind you to recharge the battery.

Usage and Maintenance

- Disassembling the sealed head can cause damage to the light and will void the warranty.
- Lock the light to prevent accidental activation during storage or transportation.

Included

Fenix E-LITE flashlight, USB Type-C charging cable, Key chain, Information leaflet, User manual, Warranty card

Warning

- This flashlight is a high-intensity lighting device capable of causing eye damage to the user or others. Avoid shining the flashlight directly into anyone's eyes.
- This flashlight will accumulate a lot of heat when used for extended periods, resulting in high temperature of the flashlight shell. Pay attention to safe use to avoid scalding.
- All information provided in this manual is subject to change without prior notice.