





TEST REPORT IEC 62471 Photobiological safety of lamps and lamp systems	
Report Reference No.	448817
Date of issue	2021-09-22
Total number of pages	20 pages (Including attachments)
Name of Testing Laboratory preparing the Report	Nemko Shanghai Ltd. Shenzhen Branch
Applicant's name	FENIXLIGHT LIMITED
Address	2F/3F, West of Building A, Xinghong Technology Park, 111 Shuiku Road, Fenghuanggang Community, Xixiang Street, Bao'an District, Shenzhen City, Guangdong Province, China
Test specification:	
Standard	IEC 62471:2006
Test procedure	Compliance report
Non-standard test method	N/A
Test Report Form No.	IEC62471B
TRF Originator	VDE Testing and Certification Institute
Master TRF	Dated 2018-08-16
Copyright © 2018 IEC System for Conformity Testing and Certification of Electrical Equipment (IECEE), Geneva, Switzerland. All rights reserved. This publication may be reproduced in whole or in part for non-commercial purposes as long as the IECEE is acknowledged as copyright owner and source of the material. IECEE takes no responsibility for and will not assume liability for damages resulting from the reader's interpretation of the reproduced material due to its placement and context.	
General disclaimer:	
The test results presented in this report relate only to the object tested. This report shall not be reproduced, except in full, without the written approval of the Issuing CB Testing Laboratory. The authenticity of this Test Report and its contents can be verified by contacting the NCB, responsible for this Test Report.	
Test item description	Laser electric
Trade Mark	FENIX
Manufacturer	FENIXLIGHT LIMITED
Address	2F/3F, West of Building A, Xinghong Technology Park, 111 Shuiku Road, Fenghuanggang Community, Xixiang Street, Bao'an District, Shenzhen City, Guangdong Province, China
Model/Type reference	TK30
Ratings	Discharging mode: Lithium-ion battery 3.6 V, 5000 mAh Lithium-ion battery charging mode: 5 Vdc 2 A

Responsible Testing Laboratory (as applicable), testing procedure and testing location(s):		
<input checked="" type="checkbox"/>	Testing Laboratory:	Nemko Shanghai Ltd. Shenzhen Branch
	Testing location/ address	Unit CD, Floor 2 & Floor 10, Tower 2, Kefa Road #8 Hi-Technology Park, Nanshan District, Guangdong, China
	Tested by (name, function, signature)	Emily Zeng (Project handler) 
	Approved by (name, function, signature) ..	Benny Lan (Verificator) 
<hr/>		
<input type="checkbox"/>	Testing procedure: CTF Stage 1:	
	Testing location/ address	
	Tested by (name, function, signature)	
	Approved by (name, function, signature) ..	
<hr/>		
<input type="checkbox"/>	Testing procedure: CTF Stage 2:	
	Testing location/ address	
	Tested by (name + signature).....	
	Witnessed by (name, function, signature) . :	
	Approved by (name, function, signature) .. :	
<hr/>		
<input type="checkbox"/>	Testing procedure: CTF Stage 3:	
<input type="checkbox"/>	Testing procedure: CTF Stage 4:	
	Testing location/ address	
	Tested by (name, function, signature)	
	Witnessed by (name, function, signature) . :	
	Approved by (name, function, signature) .. :	
	Supervised by (name, function, signature) :	

List of Attachments (including a total number of pages in each attachment):

Attachment 1: European Group Differences and National Differences (2 pages)

Attachment 2: Component list (1 page)

Attachment 3: Photos (2 pages)

Attachment 4: Spectral Distribution (1 page)

Summary of testing:

The tested sample are complied with the requirements IEC 62471:2006 and EN 62471:2008 for evaluating the photo-biological safety and hazards.

It was issued for considering the potential radiation hazards resulting from Laser electric under the normal operating conditions.

The test was performed at the illuminance of 500 lux, and the test voltage supplied for Laser electric is 3.6 VDC.

Conclusion:

The sample under tested has been found in compliance with the requirements of **Low Risk** at the illuminance of 500 lux, classified according to IEC 62471:2006, i.e. the tested luminaries does not pose. This requirement is met by lamp that does not pose

1. An actinic ultraviolet hazard (E_s) within 8-hours exposure (30000s), nor
2. A near-UV hazard (E_{UVA}) within 1000 s, (about 16 min) nor
3. A retinal blue-light hazard (L_B) within 10000 s (about 2.8 h), nor
4. A retinal thermal hazard (L_R) within 10 s, nor
5. An infrared radiation hazard for the eye (E_{IR}) within 1000 s.

The sample under tested has been found in compliance with the requirements of **Low Risk** at the illuminance of 500 lux, classified according to EN 62471:2008, i.e. the tested luminaries do not pose.

Tests performed (name of test and test clause):

All applicable test clauses as far as possible.

Testing location:

Nemko Shanghai Ltd. Shenzhen Branch
Unit CD, Floor 2 & Floor 10, Tower 2, Kefa Road 8#,
Hi-Technology Park, Nanshan District, Shenzhen,
Guangdong, China

Summary of compliance with National Differences (List of countries addressed):

-- CENELEC member countries

The product fulfils the requirements of EN 62471:2008

Copy of marking plate:

N/A

Test item particulars

Tested lamp : continuous wave lamps pulsed lamps

Tested lamp system : N/A

Lamp classification group..... : exempt risk 1 risk 2 risk 3

Lamp cap : N/A

Bulb : The laser excites the fluorescent crystal to produce visible white light

Rated of the lamp : 3.6 VDC

Furthermore marking on the lamp : N/A

Seasoning of lamps according IEC standard : N/A

Used measurement instrument..... : Photo-biological analysis system

Temperature by measurement : 25 °C

Information for safety use..... : N/A

Possible test case verdicts:

- **test case does not apply to the test object** : N/A (Not applicable)
- **test object does meet the requirement**..... : P (Pass)
- **test object does not meet the requirement** : F (Fail)

Testing:

Date of receipt of test item..... : 2021-09-13

Date (s) of performance of tests..... : 2021-09-13 to 2021-09-17

General remarks:

"(See Enclosure #)" refers to additional information appended to the report.
 "(See appended table)" refers to a table appended to the report.

Throughout this report a comma / point is used as the decimal separator.

Name and address of factory (ies)..... : FENIXLIGHT LIMITED
 Address: 2F/3F, West of Building A, Xinghong Technology Park, 111 Shuiku Road, Fenghuanggang Community, Xixiang Street, Bao'an District, Shenzhen City, Guangdong Province, China

General product information and other remarks:

The product is a Laser electric, and the laser excites the fluorescent crystal to produce visible white light.

There is a switch at the bottom of the product, which can turn on / off the light source.
 There is a button on the side of the product, which can adjust the working mode: strong light, weak light, Blasting flash.
 The test of the product was carried out on strong light mode.

The tested sample are complied with the requirements IEC 62471:2006 and EN 62471:2008 for evaluating the photo-biological safety and hazards.

IEC 62471			
Clause	Requirement + Test	Result – Remark	Verdict
4	EXPOSURE LIMITS		P
4.1	General		P
	The exposure limits in this standard is not less than 0,01 ms and not more than any 8-hour period and should be used as guides in the control of exposure		P
	Detailed spectral data of a light source are generally required only if the luminance of the source exceeds $10^4 \text{ cd}\cdot\text{m}^{-2}$	see clause 4.3	P
4.3	Hazard exposure limits		P
4.3.1	Actinic UV hazard exposure limit for the skin and eye		See Spectral Distribution
	The exposure limit for effective radiant exposure is $30 \text{ J}\cdot\text{m}^{-2}$ within any 8-hour period		P
	To protect against injury of the eye or skin from ultraviolet radiation exposure produced by a broadband source, the effective integrated spectral irradiance, E_s , of the light source shall not exceed the levels defined by:		P
	$E_s \cdot t = \sum_{200}^{400} \sum_t E_\lambda(\lambda, t) \cdot S_{UV}(\lambda) \cdot \Delta t \cdot \Delta \lambda \leq 30 \quad \text{J}\cdot\text{m}^{-2}$		P
	The permissible time for exposure to ultraviolet radiation incident upon the unprotected eye or skin shall be computed by:		P
	$t_{\max} = \frac{30}{E_s} \quad \text{s}$		P
4.3.2	Near-UV hazard exposure limit for eye		P
	For the spectral region 315 nm to 400 nm (UV-A) the total radiant exposure to the eye shall not exceed $10000 \text{ J}\cdot\text{m}^{-2}$ for exposure times less than 1000 s. For exposure times greater than 1000 s (approximately 16 minutes) the UV-A irradiance for the unprotected eye, E_{UVA} , shall not exceed $10 \text{ W}\cdot\text{m}^{-2}$.		P
	The permissible time for exposure to ultraviolet radiation incident upon the unprotected eye for time less than 1000 s, shall be computed by:		P
	$t_{\max} \leq \frac{10\,000}{E_{UVA}} \quad \text{s}$		P
4.3.3	Retinal blue light hazard exposure limit		P
	To protect against retinal photochemical injury from chronic blue-light exposure, the integrated spectral radiance of the light source weighted against the blue-light hazard function, $B(\lambda)$, i.e., the blue-light weighted radiance, L_B , shall not exceed the levels defined by:		P
	$L_B \cdot t = \sum_{300}^{700} \sum_t L_\lambda(\lambda, t) \cdot B(\lambda) \cdot \Delta t \cdot \Delta \lambda \leq 10^6 \quad \text{J} \cdot \text{m}^{-2} \cdot \text{sr}^{-1}$	for $t \leq 10^4 \text{ s}$ $t_{\max} = \frac{10^6}{L_B}$	P

IEC 62471			
Clause	Requirement + Test	Result – Remark	Verdict
	$L_B = \sum_{300}^{700} L_\lambda \cdot B(\lambda) \cdot \Delta\lambda \leq 100$	$W \cdot m^{-2} \cdot sr^{-1}$ for $t > 10^4$ s	N/A
4.3.4	Retinal blue light hazard exposure limit - small source		P
	Thus the spectral irradiance at the eye E_λ , weighted against the blue-light hazard function $B(\lambda)$ shall not exceed the levels defined by:	see table 4.2	P
	$E_B \cdot t = \sum_{300}^{700} \sum_t E_\lambda(\lambda, t) \cdot B(\lambda) \cdot \Delta\lambda \leq 100$	$J \cdot m^{-2}$ for $t \leq 100$ s	N/A
	$E_B = \sum_{300}^{700} E_\lambda \cdot B(\lambda) \cdot \Delta\lambda \leq 1$	$W \cdot m^{-2}$ for $t > 100$ s	P
4.3.5	Retinal thermal hazard exposure limit		P
	To protect against retinal thermal injury, the integrated spectral radiance of the light source, L_λ , weighted by the burn hazard weighting function $R(\lambda)$ (from Figure 4.2 and Table 4.2), i.e., the burn hazard weighted radiance, shall not exceed the levels defined by:		P
	$L_R = \sum_{380}^{1400} L_\lambda \cdot R(\lambda) \cdot \Delta\lambda \leq \frac{50\,000}{\alpha \cdot t^{0,25}}$	$W \cdot m^{-2} \cdot sr^{-1}$ ($10 \mu s \leq t \leq 10$ s)	P
4.3.6	Retinal thermal hazard exposure limit – weak visual stimulus		P
	For an infrared heat lamp or any near-infrared source where a weak visual stimulus is inadequate to activate the aversion response, the near infrared (780 nm to 1400 nm) radiance, L_{IR} , as viewed by the eye for exposure times greater than 10 s shall be limited to:		P
	$L_{IR} = \sum_{780}^{1400} L_\lambda \cdot R(\lambda) \cdot \Delta\lambda \leq \frac{6\,000}{\alpha}$	$W \cdot m^{-2} \cdot sr^{-1}$ $t > 10$ s	P
4.3.7	Infrared radiation hazard exposure limits for the eye		N/A
	The avoid thermal injury of the cornea and possible delayed effects upon the lens of the eye (cataractogenesis), ocular exposure to infrared radiation, E_{IR} , over the wavelength range 780 nm to 3000 nm, for times less than 1000 s, shall not exceed:		N/A
	$E_{IR} = \sum_{780}^{3000} E_\lambda \cdot \Delta\lambda \leq 18\,000 \cdot t^{-0,75}$	$W \cdot m^{-2}$ $t \leq 1000$ s	N/A
	For times greater than 1000 s the limit becomes:		N/A
	$E_{IR} = \sum_{780}^{3000} E_\lambda \cdot \Delta\lambda \leq 100$	$W \cdot m^{-2}$ $t > 1000$ s	N/A
4.3.8	Thermal hazard exposure limit for the skin		N/A
	Visible and infrared radiant exposure (380 nm to 3000 nm) of the skin shall be limited to:		N/A

IEC 62471			
Clause	Requirement + Test	Result – Remark	Verdict
	$E_H \cdot t = \sum_{380}^{3000} \sum_t E_\lambda(\lambda, t) \cdot \Delta t \cdot \Delta \lambda \leq 20\,000 \cdot t^{0,25} \quad \text{J} \cdot \text{m}^{-2}$		N/A

5	MEASUREMENT OF LAMPS AND LAMP SYSTEMS		P
5.1	Measurement conditions		P
	Measurement conditions shall be reported as part of the evaluation against the exposure limits and the assignment of risk classification.	Measured at the illuminance of 500 lux	P
5.1.1	Lamp ageing (seasoning)		P
	Seasoning of lamps shall be done as stated in the appropriate IEC lamp standard.		N/A
5.1.2	Test environment		P
	For specific test conditions, see the appropriate IEC lamp standard or in absence of such standards, the appropriate national standards or manufacturer's recommendations.		N/A
5.1.3	Extraneous radiation		P
	Careful checks should be made to ensure that extraneous sources of radiation and reflections do not add significantly to the measurement results.		P
5.1.4	Lamp operation		P
	Operation of the test lamp shall be provided in accordance with:		P
	– the appropriate IEC lamp standard, or		P
	– the manufacturer's recommendation		N/A
5.1.5	Lamp system operation		P
	The power source for operation of the test lamp shall be provided in accordance with:		P
	– the appropriate IEC standard, or		P
	– the manufacturer's recommendation		N/A
5.2	Measurement procedure		P
5.2.1	Irradiance measurements		P
	Minimum aperture diameter 7 mm.		P
	Maximum aperture diameter 50 mm.		P
	The measurement shall be made in that position of the beam giving the maximum reading.		P
	The measurement instrument is adequate calibrated.		P
5.2.2	Radiance measurements		P
5.2.2.1	Standard method		P
	The measurements made with an optical system.		P

IEC 62471			
Clause	Requirement + Test	Result – Remark	Verdict
	The instrument shall be calibrated to read in absolute radiant power per unit receiving area and per unit solid angle to acceptance averaged over the field of view of the instrument.		P
5.2.2.2	Alternative method		N/A
	Alternatively to an imaging radiance set-up, an irradiance measurement set-up with a circular field stop placed at the source can be used to perform radiance measurements.		N/A
5.2.3	Measurement of source size		P
	The determination of α , the angle subtended by a source, requires the determination of the 50% emission points of the source.	see table 6.1	P
5.2.4	Pulse width measurement for pulsed sources		N/A
	The determination of Δt , the nominal pulse duration of a source, requires the determination of the time during which the emission is > 50% of its peak value.		N/A
5.3	Analysis methods		P
5.3.1	Weighting curve interpolations		P
	To standardize interpolated values, use linear interpolation on the log of given values to obtain intermediate points at the wavelength intervals desired.	see table 4.1	P
5.3.2	Calculations		P
	The calculation of source hazard values shall be performed by weighting the spectral scan by the appropriate function and calculating the total weighted energy.		P
5.3.3	Measurement uncertainty		P
	The quality of all measurement results must be quantified by an analysis of the uncertainty.	see Annex C in the norm	P

6	LAMP CLASSIFICATION		P
	For the purposes of this standard it was decided that the values shall be reported as follows:	see table 6.1	P
	– for lamps intended for general lighting service, the hazard values shall be reported as either irradiance or radiance values at a distance which produces an illuminance of 500 lux, but not at a distance less than 200 mm	According to customer requirements, measured at the illuminance of 500 lux	P
	– for all other light sources, including pulsed lamp sources, the hazard values shall be reported at a distance of 200 mm		N/A
6.1	Continuous wave lamps		P
6.1.1	Exempt Group		N/A

IEC 62471			
Clause	Requirement + Test	Result – Remark	Verdict
	In the exempt group are lamps, which does not pose any photobiological hazard. The requirement is met by any lamp that does not pose:		N/A
	– an actinic ultraviolet hazard (E_S) within 8-hours exposure (30000 s), nor		N/A
	– a near-UV hazard (E_{UVA}) within 1000 s, (about 16 min), nor		N/A
	– a retinal blue-light hazard (L_B) within 10000 s (about 2,8 h), nor		N/A
	– a retinal thermal hazard (L_R) within 10 s, nor		N/A
	– an infrared radiation hazard for the eye (E_{IR}) within 1000 s		N/A
6.1.2	Risk Group 1 (Low-Risk)		P
	In this group are lamps, which exceeds the limits for the except group but that does not pose:		P
	– an actinic ultraviolet hazard (E_S) within 10000 s, nor		P
	– a near ultraviolet hazard (E_{UVA}) within 300 s, nor		P
	– a retinal blue-light hazard (L_B) within 100 s, nor		P
	– a retinal thermal hazard (L_R) within 10 s, nor		P
	– an infrared radiation hazard for the eye (E_{IR}) within 100 s		P
	Lamps that emit infrared radiation without a strong visual stimulus and do not pose a near-infrared retinal hazard (L_{IR}), within 100 s are in Risk Group 1.		P
6.1.3	Risk Group 2 (Moderate-Risk)		N/A
	This requirement is met by any lamp that exceeds the limits for Risk Group 1, but that does not pose:		N/A
	– an actinic ultraviolet hazard (E_S) within 1000 s exposure, nor		N/A
	– a near ultraviolet hazard (E_{UVA}) within 100 s, nor		N/A
	– a retinal blue-light hazard (L_B) within 0,25 s (aversion response), nor		N/A
	– a retinal thermal hazard (L_R) within 0,25 s (aversion response), nor		N/A
	– an infrared radiation hazard for the eye (E_{IR}) within 10 s		N/A
	Lamps that emit infrared radiation without a strong visual stimulus and do not pose a near-infrared retinal hazard (L_{IR}), within 10 s are in Risk Group 2.		N/A
6.1.4	Risk Group 3 (High-Risk)		N/A
	Lamps which exceed the limits for Risk Group 2 are in Group 3.		N/A

IEC 62471			
Clause	Requirement + Test	Result – Remark	Verdict
6.2	Pulsed lamps		N/A
	Pulse lamp criteria shall apply to a single pulse and to any group of pulses within 0,25 s.		N/A
	A pulsed lamp shall be evaluated at the highest nominal energy loading as specified by the manufacturer.		N/A
	The risk group determination of the lamp being tested shall be made as follows:		N/A
	– a lamp that exceeds the exposure limit shall be classified as belonging to Risk Group 3 (High-Risk)		N/A
	– for single pulsed lamps, a lamp whose weighted radiant exposure or weighted radiance does is below the EL shall be classified as belonging to the Exempt Group		N/A
	– for repetitively pulsed lamps, a lamp whose weighted radiant exposure or weighted radiance dose is below the EL, shall be evaluated using the continuous wave risk criteria discussed in clause 6.1, using time averaged values of the pulsed emission		N/A

IEC 62471			
Clause	Requirement + Test	Result – Remark	Verdict

Table 4.1		Spectral weighting function for assessing ultraviolet hazards for skin and eye		--
Wavelength ¹ λ, nm	UV hazard function S _{uv} (λ)	Wavelength λ, nm	UV hazard function S _{uv} (λ)	
200	0,030	313*	0,006	
205	0,051	315	0,003	
210	0,075	316	0,0024	
215	0,095	317	0,0020	
220	0,120	318	0,0016	
225	0,150	319	0,0012	
230	0,190	320	0,0010	
235	0,240	322	0,00067	
240	0,300	323	0,00054	
245	0,360	325	0,00050	
250	0,430	328	0,00044	
254*	0,500	330	0,00041	
255	0,520	333*	0,00037	
260	0,650	335	0,00034	
265	0,810	340	0,00028	
270	1,000	345	0,00024	
275	0,960	350	0,00020	
280*	0,880	355	0,00016	
285	0,770	360	0,00013	
290	0,640	365*	0,00011	
295	0,540	370	0,000093	
297*	0,460	375	0,000077	
300	0,300	380	0,000064	
303*	0,120	385	0,000053	
305	0,060	390	0,000044	
308	0,026	395	0,000036	
310	0,015	400	0,000030	

¹ Wavelengths chosen are representative: other values should be obtained by logarithmic interpolation at intermediate wavelengths.
 * Emission lines of a mercury discharge spectrum.

IEC 62471			
Clause	Requirement + Test	Result – Remark	Verdict

Table 4.2		Spectral weighting functions for assessing retinal hazards from broadband optical sources	--
Wavelength nm	Blue-light hazard function B (λ)	Burn hazard function R (λ)	
300	0,01		
305	0,01		
310	0,01		
315	0,01		
320	0,01		
325	0,01		
330	0,01		
335	0,01		
340	0,01		
345	0,01		
350	0,01		
355	0,01		
360	0,01		
365	0,01		
370	0,01		
375	0,01		
380	0,01	0,1	
385	0,013	0,13	
390	0,025	0,25	
395	0,05	0,5	
400	0,10	1,0	
405	0,20	2,0	
410	0,40	4,0	
415	0,80	8,0	
420	0,90	9,0	
425	0,95	9,5	
430	0,98	9,8	
435	1,00	10,0	
440	1,00	10,0	
445	0,97	9,7	
450	0,94	9,4	
455	0,90	9,0	
460	0,80	8,0	
465	0,70	7,0	
470	0,62	6,2	
475	0,55	5,5	
480	0,45	4,5	
485	0,40	4,0	
490	0,22	2,2	
495	0,16	1,6	
500-600	$10^{[(450-\lambda)/50]}$	1,0	
600-700	0,001	1,0	
700-1050		$10^{[(700-\lambda)/500]}$	
1050-1150		0,2	
1150-1200		$0,2 \cdot 10^{0,02(1150-\lambda)}$	
1200-1400		0,02	

IEC 62471			
Clause	Requirement + Test	Result – Remark	Verdict

Table 5.4		Summary of the ELs for the surface of the skin or cornea (irradiance based values)				--
Hazard Name	Relevant equation	Wavelength range nm	Exposure duration sec	Limiting aperture rad (deg)	EL in terms of constant irradiance $W \cdot m^{-2}$	
Actinic UV skin & eye	$E_S = \sum E_\lambda \cdot S(\lambda) \cdot \Delta\lambda$	200 – 400	< 30000	1,4 (80)	30/t	
Eye UV-A	$E_{UVA} = \sum E_\lambda \cdot \Delta\lambda$	315 – 400	≤1000 >1000	1,4 (80)	10000/t 10	
Blue-light small source	$E_B = \sum E_\lambda \cdot B(\lambda) \cdot \Delta\lambda$	300 – 700	≤100 >100	< 0,011	100/t 1,0	
Eye IR	$E_{IR} = \sum E_\lambda \cdot \Delta\lambda$	780 – 3000	≤1000 >1000	1,4 (80)	18000/t ^{0,75} 100	
Skin thermal	$E_H = \sum E_\lambda \cdot \Delta\lambda$	380 – 3000	< 10	2π sr	20000/t ^{0,75}	

Table 5.5		Summary of the ELs for the retina (radiance based values)				--
Hazard Name	Relevant equation	Wavelength range nm	Exposure duration sec	Field of view radians	EL in terms of constant radiance $W \cdot m^{-2} \cdot sr^{-1}$	
Blue light	$L_B = \sum L_\lambda \cdot B(\lambda) \cdot \Delta\lambda$	300 – 700	0,25 – 10 10-100 100-10000 ≥ 10000	0,011·√(t/10) 0,011 0,0011·√t 0,1	10 ⁶ /t 10 ⁶ /t 10 ⁶ /t 100	
Retinal thermal	$L_R = \sum L_\lambda \cdot R(\lambda) \cdot \Delta\lambda$	380 – 1400	< 0,25 0,25 – 10	0,0017 0,011·√(t/10)	50000/(α·t ^{0,25}) 50000/(α·t ^{0,25})	
Retinal thermal (weak visual stimulus)	$L_{IR} = \sum L_\lambda \cdot R(\lambda) \cdot \Delta\lambda$	780 – 1400	> 10	0,011	6000/α	

IEC 62471			
Clause	Requirement + Test	Result – Remark	Verdict

Table 6.1 Emission limits for risk groups of continuous wave lamps									P
Risk	Action spectrum	Symbol	Units	Emission Measurement					
				Exempt		Low risk		Mod risk	
				Limit	Result	Limit	Result	Limit	Result
Actinic UV	$S_{UV}(\lambda)$	E_s	$W \cdot m^{-2}$	0,001	N/A	0,003	3.28×10^{-7}	0,03	N/A
Near UV		E_{UVA}	$W \cdot m^{-2}$	10	N/A	33	0	100	N/A
Blue light	$B(\lambda)$	L_B	$W \cdot m^{-2} \cdot sr^{-1}$	100	N/A	10000	7.265×10^2	4000000	N/A
Blue light, small source	$B(\lambda)$	E_B	$W \cdot m^{-2}$	1,0*	N/A	1,0	1.001×10^{-2}	400	N/A
Retinal thermal	$R(\lambda)$	L_R	$W \cdot m^{-2} \cdot sr^{-1}$	$28000/\alpha$	N/A	$28000/\alpha = 4.242 \times 10^6$	8.896×10^3	$71000/\alpha$	N/A
Retinal thermal, weak visual stimulus**	$R(\lambda)$	L_{IR}	$W \cdot m^{-2} \cdot sr^{-1}$	$6000/\alpha$	N/A	$6000/\alpha = 7.692 \times 10^6$	3.416×10^{-1}	$6000/\alpha$	N/A
IR radiation, eye		E_{IR}	$W \cdot m^{-2}$	100	N/A	570	N/A	3200	N/A
Angular subtense of apparent source					$\alpha = 7.8 \text{ mrad}$				
* Small source defined as one with $\alpha < 0,011$ radian. Averaging field of view at 10000 s is 0,1 radian.									
** Involves evaluation of non-GLS source									

IEC62471B ATTACHMENT			
Clause	Requirement + Test	Result - Remark	Verdict

Attachment 1	European Group Differences and National Differences		—
---------------------	--	--	---

ATTACHMENT TO TEST REPORT IEC 62471 EUROPEAN GROUP DIFFERENCES AND NATIONAL DIFFERENCES Photobiological safety of lamps and lamps systems			
Differences according to: EN 62471:2008			
Annex Form No.: EU_GD_IEC62471B			
Annex Form Originator: OVE			
Master Annex Form: 2019-01-24			
Copyright © 2019 IEC System for Conformity Testing and Certification of Electrical Equipment (IECEE), Geneva, Switzerland. All rights reserved.			

	CENELEC COMMON MODIFICATIONS (EN)		—
4	EXPOSURE LIMITS		P
	Contents of the whole Clause 4 of IEC 62471:2006 moved into a new informative Annex ZB		—
	Clause 4 replaced by the following:		P
	Limits of the Artificial Optical Radiation Directive (2006/25/EC) have been applied instead of those fixed in IEC 62471:2006	See appended Table 6.1	P
4.1	General		P
	First paragraph deleted		—

Table 6.1		Emission limits for risk groups of continuous wave lamps (based on EU Directive 2006/25/EC)								P
Risk	Action spectrum	Symbol	Units	Emission Measurement						
				Exempt		Low risk		Mod risk		
				Limit	Result	Limit	Result	Limit	Result	
Actinic UV	$S_{UV}(\lambda)$	E_s	$W \cdot m^{-2}$	0.001	N/A	0.003	3.28×10^{-7}	0,03	N/A	
Near UV		E_{UVA}	$W \cdot m^{-2}$	0.33	N/A	33	0	100	N/A	
Blue light	$B(\lambda)$	L_B	$W \cdot m^{-2} \cdot sr^{-1}$	100	N/A	10000	7.265×10^2	4000000	N/A	
Blue light, small source	$B(\lambda)$	E_B	$W \cdot m^{-2}$	0.01*	N/A	1,0	1.001×10^{-2}	400	N/A	
Retinal thermal	$R(\lambda)$	L_R	$W \cdot m^{-2} \cdot sr^{-1}$	$\frac{28000}{\alpha} = 3.097 \times 10^5$	N/A	$\frac{28000}{\alpha}$	8.896×10^3	$\frac{71000}{\alpha}$	N/A	
Retinal thermal, weak visual stimulus**	$R(\lambda)$	L_{IR}	$W \cdot m^{-2} \cdot sr^{-1}$	$\frac{545000}{0.0017 \leq \alpha \leq 0.011}$	N/A					
				$\frac{6000}{\alpha} \quad 0.011 \leq \alpha \leq 0.1$	N/A					
IR radiation, eye		E_{IR}	$W \cdot m^{-2}$	100	N/A	570	N/A	570	N/A	


* Small source defined as one with $\alpha < 0,011$ radian. Averaging field of view at 10000 s is 0.1 radian.
 ** Involves evaluation of non-GLS source

NOTE The action functions: see Table 4.1 and Table 4.2
 The applicable aperture diameters: see 4.2.1
 The limitations for the angular subtenses: see 4.2.2
 The related measurement condition 5.2.3 and the range of acceptance angles: see Table 5.5.

Attachment 2	Components list	—
---------------------	------------------------	---

object/part No.	manufacturer/ trademark	type/model	technical data	standard	mark(s) of conformity
Light source	BLUE LAKE	NT2	4-4.8 V, 2.5 A, CCT: 7200 K	IEC 62471 EN 62471	Tested in the EUT

Attachment 3 Photos



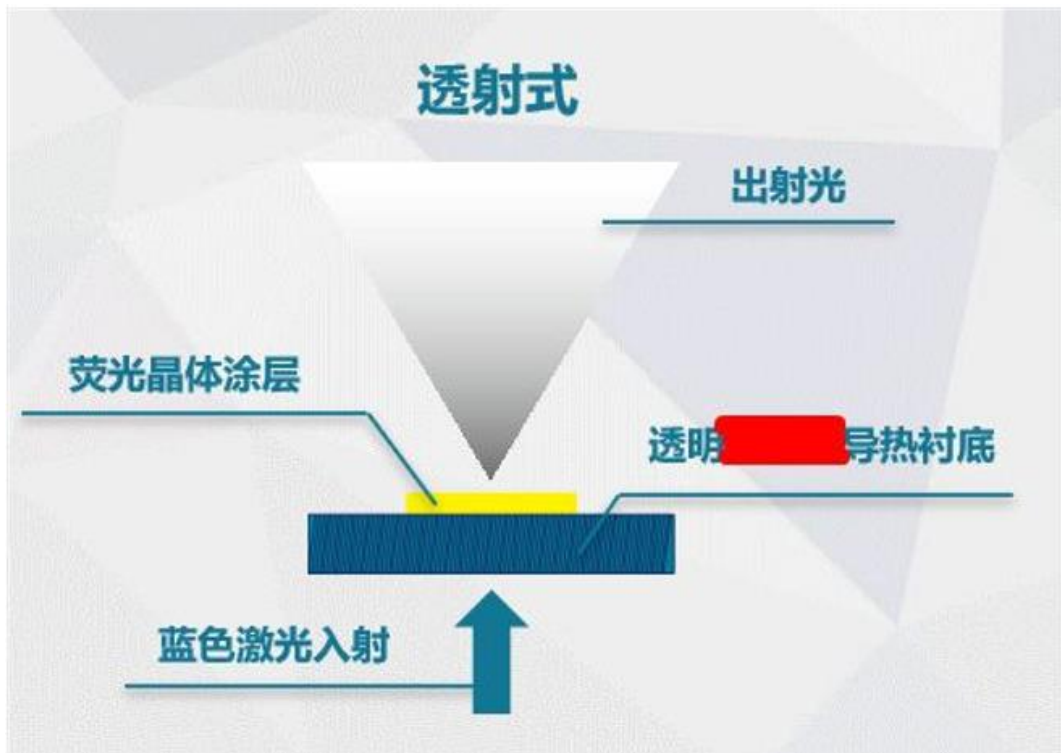
Overview



Internal view

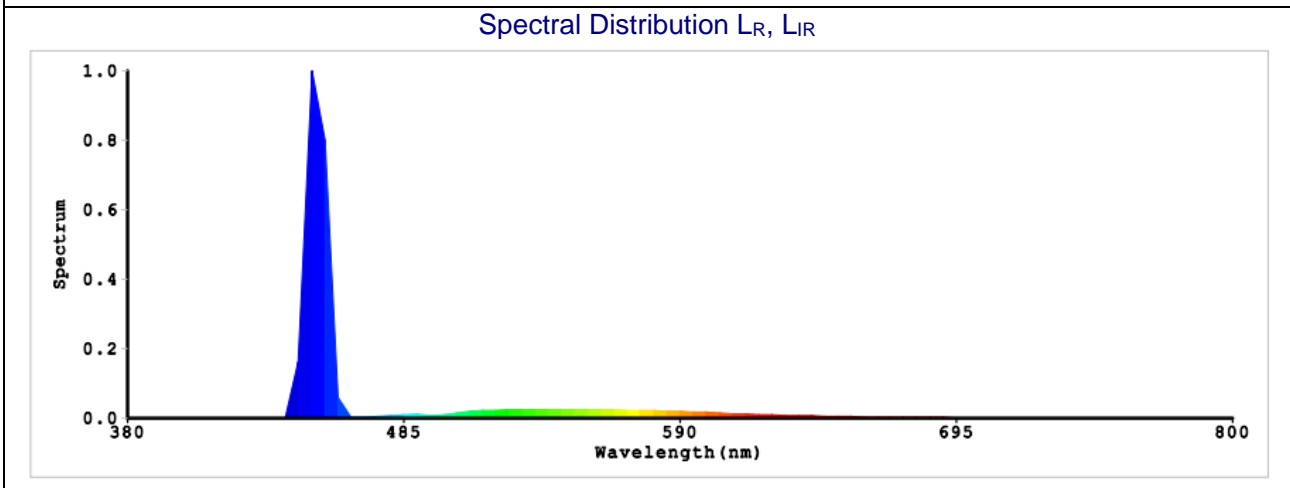
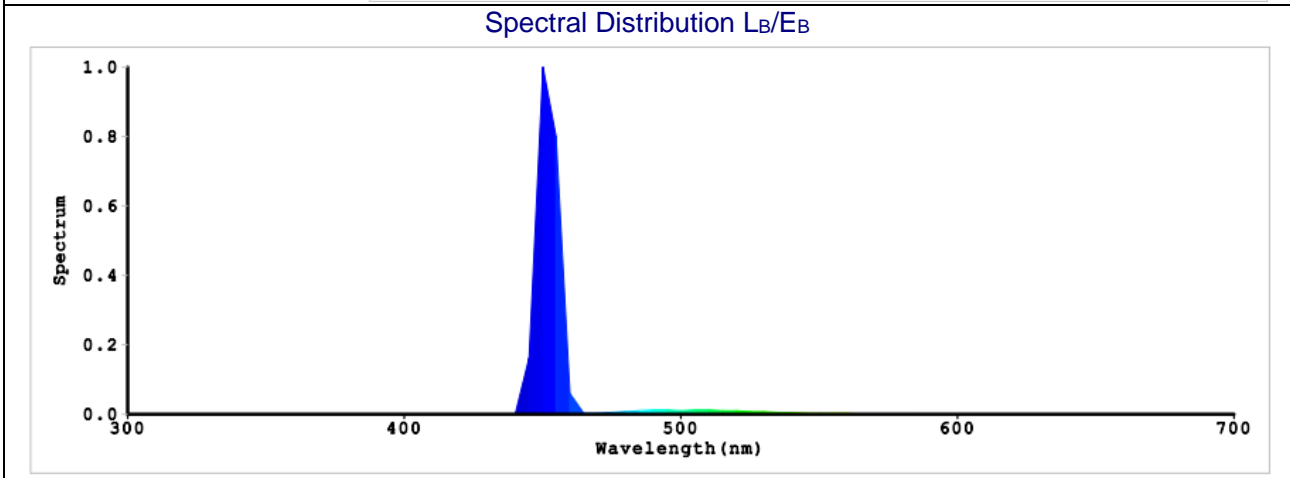
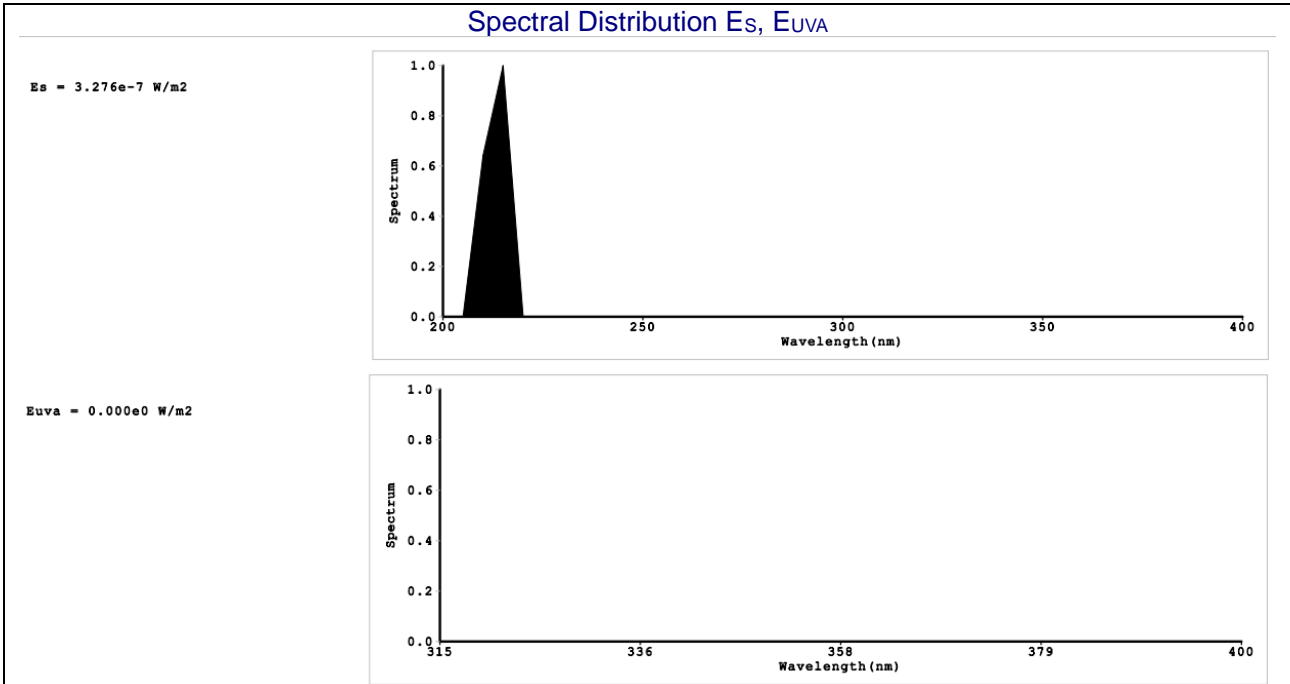


Test part



Optical schematic diagram

Attachment 4	Spectral Distribution	—
---------------------	------------------------------	---



-- End of the report --